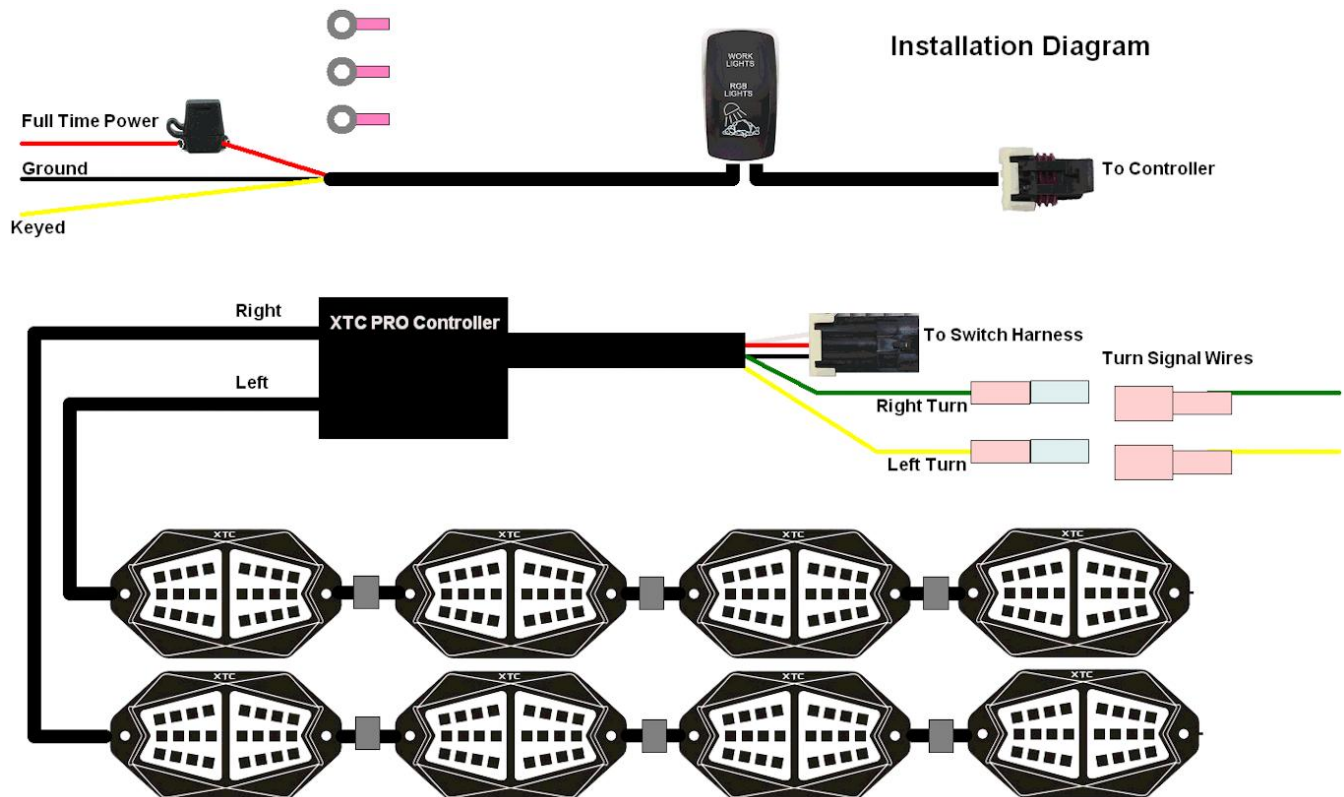




X-LITE RGBW ROCK LIGHTS

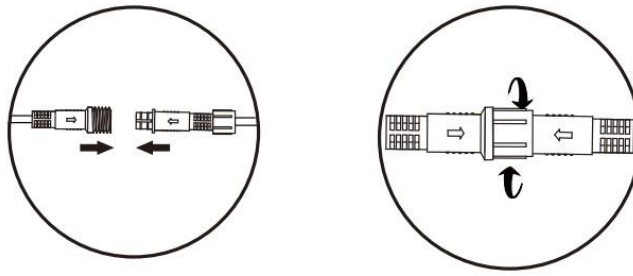
Thank you for purchasing XTC Power Products. The lights are RGBW, and the colors can be changed with the included remote or by Bluetooth using your phone. This kit will interface with our ATS and TSS turn signal systems so that your Rock lights can also be part of your Turn Indicator system. The Kit comes with 1 RGBW Controller with switch and power cord, 1 Remote control, 8 RGBW Rock Lights, 8 Extension cords with 8 rubber mounting kits. The Switch lets you activate the lights in RGB or in all white to help light the area.

Read the instructions fully before starting the install

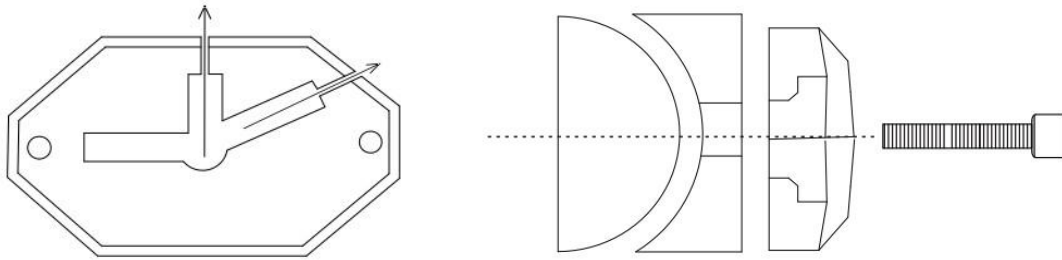


1. Mount the Switch in the dash and the Controller under the dash or under the hood.
2. Attach the red fused wire to full time power
3. Attach the black to ground
4. Attach the yellow to keyed part time power
5. Attach one extension cords to the controller, then one of the lights that has two wires. Continue to install two more than the one that has only one wire. Four Lights per side. Install both sides. Turn on and Verify Operation






6. Mount the rock lights. Note: If used as a Turn Indicator, mount the first one as close to the front of the car on the fender. Mount direct or use the supplied mounting kit shown below.



7. Plug the ATS Turn signal front harness into the Controller, green to wire to the right/passenger side green and yellow to the left/driver's side yellow. **NOTE:** The Rock Lights will trigger the turn mode or the work mode if the controller has power on the red power lead.
8. Pull the plastic tab on the remote out to turn on the remote.



9. Note: The remote comes preprogrammed to the controller. If it does not operate the light or you have other devices you want to control push and hold the bottom right lock switch for 5 seconds. After it connects and works it can be relocked by holding the lock switch down once again.
10. Download the phone application on google play store or Apple. Search for PRO RGB and follow app instructions.

XTC Power Products
A Division of XTC Motorsports LLC
380 E Comstock Dr.
Chandler AZ 85225
480-558-8588
www.xtcpowerproducts.com

*Disclaimer: This kit is intended for off-road use only and XTC Motorsports claims no responsibility for its use. It is up to the purchaser to make sure it complies with all Federal, State and Local laws.

R1

Copyright © 2025 XTC MOTORSPORTS LLC, all rights reserved.